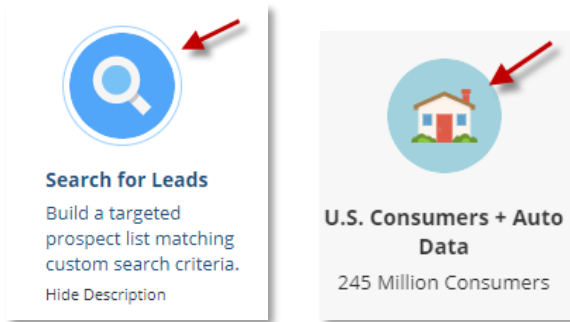


BOAT OWNERS SEARCH

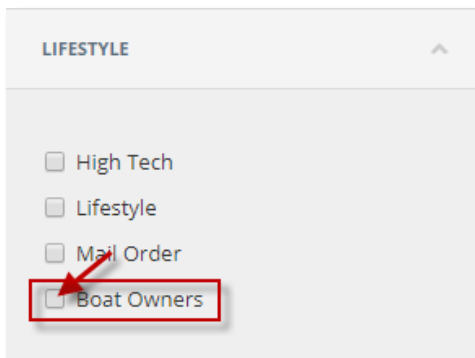
This is a quick and easy 3 step search guide to running an audit for Boat Owners in your targeted geographical area.

1. Click [Search for Leads](#) then click US Consumers + Auto-Data to [Build A List](#).

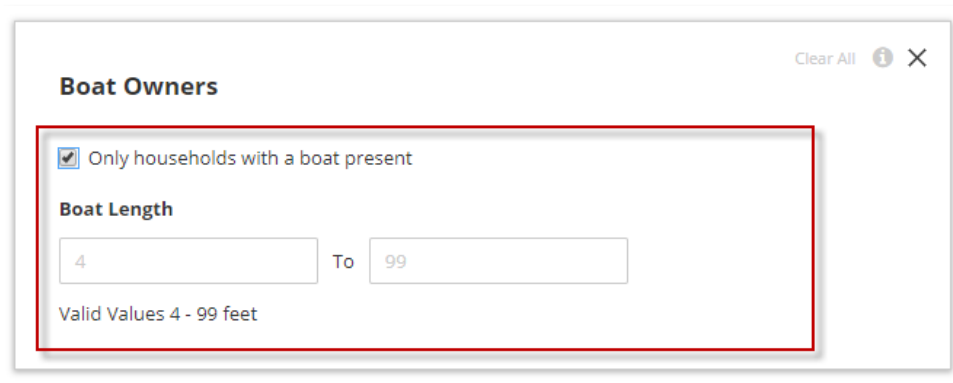


2. ***You can select ALL filters you want on the left-hand side BEFORE clicking Run Search. Record counts will update immediately at the bottom of the page when selecting filters***

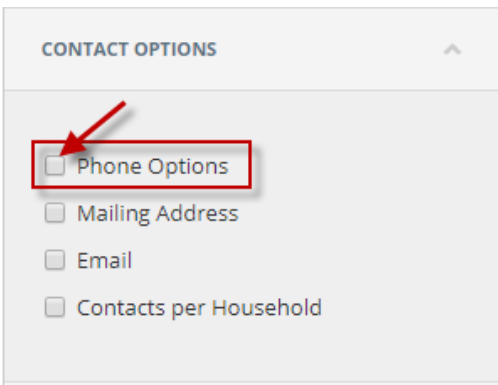
Choose Lifestyle from the Filters on the left, and choose [Boat Owners](#)



3. Check mark the box to pull those only households with a boat present. You also can pull Boat Length if you want to narrow your search results.

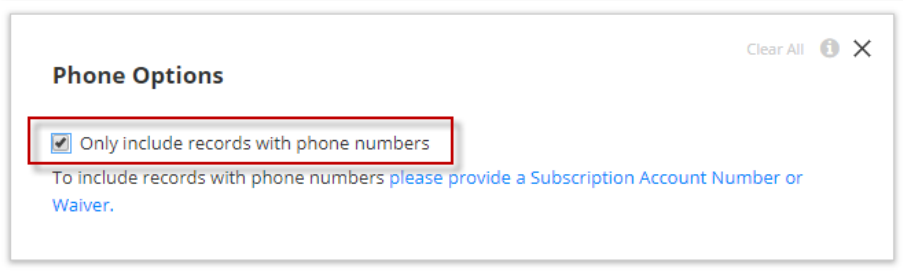


***Note:** If you are running a telemarketing campaign, make sure you choose *Phone Options* under Contact Options and check mark '*Only includes records with phone numbers*' to scrub against the Federal DNC.



CONTACT OPTIONS

- Phone Options
- Mailing Address
- Email
- Contacts per Household

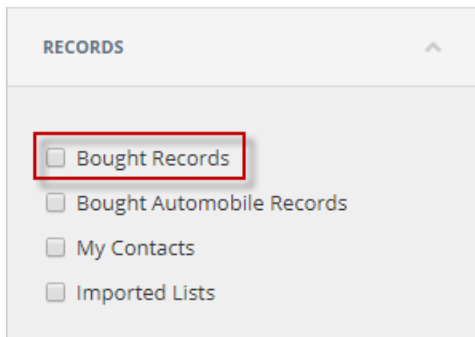


Phone Options Clear All i ×

Only include records with phone numbers

To include records with phone numbers [please provide a Subscription Account Number or Waiver.](#)

Choose *Bought Records* under Records, and check mark '*My Unbought Records Only*' will also allow you to only pull those records you have not downloaded previously



RECORDS

- Bought Records
- Bought Automobile Records
- My Contacts
- Imported Lists



Bought Records Clear All i ×

- My Bought records only
- My Unbought records only
- Account Unbought records only

Save List and Export

FOR ADDITIONAL QUESTIONS OR ASSISTANCE VISIT OUR HELP SITE www.dataaxlegenie.com/allstate

CALL 888-870-5117

Email allstatehelp@data-axle.com